



NATA LIGHTING CO.,LTD.
www.nata.cn
Email:info@nata.com
Tel:+86-750-3770000 Fax:+86 750 3771111
Address:Address:380JinOu Road,GaoXin Zone,Jiang Men City,Guangdong,China

Nata

Client:

LumCAT: 2-2755-L

Luminaire: 92.70.412.00

Report No: 2024819-B013

Ballast type: AC

Test No: 2024819-C013

Voltage(V): 36.800

LampCAT: CREE CXA1830 LES14

Current(A): 0.795

Lamp flux(lm): 3681.0

Power (W): 29.250

Number of Lamps: 1

PF: 0.000

Length(mm): 0

Width(mm): 0

Phm Type: C

Height(mm): 0

Photometric Results

Lumens(lm): 3440.06, Efficiency(%): 93.45% , Luminous Efficacy(lm/W): 117.61

Central intensity(cd): 12713.630, Maximum intensity(cd): 12713.630

Angle of maximum intensity: C=0.0 γ =0.0

Beam Angle(50%Imax): [C0/180]Total=24.4

[C90/270]Total=24.4

Field angle(10%Imax): [C0/180]Total=54.6

[C90/270]Total=54.6

Maximum s/h(1/2): C0_180=0.41 C90_270=0.41

Maximum s/h(1/4): C0_180=0.43 C90_270=0.43

Up flux rate of lamp(%): 0.00%

Down flux rate of lamp(%): 93.45%

Up flux rate of LUM(%): - -

Down flux rate of LUM(%): 100.00%

CIE Type : Direct lighting

Output flux ratio in π solid angle : 98.888%

Equipment: GMS 1800
Temperature(°C): 25.0

Date: 2024/8/19
Humidity(%): 60.0%

Operator: NT
Distance(m): 7.25

$\gamma(^{\circ})$	Average I(cd)	Zonal F(lm)	Sum F(lm)	Eff Flux(%)	Eff Sum(%)
0.0	12713.634	0.000	0	0.00%	0.00%
1.0	12646.078	12.134	12.134	0.33%	0.35%
2.0	12487.983	36.075	48.209	0.98%	1.40%
3.0	12010.564	58.592	106.801	1.59%	3.10%
4.0	11625.669	79.118	185.919	2.15%	5.40%
5.0	11081.147	97.684	283.603	2.65%	8.24%
6.0	10590.785	113.892	397.495	3.09%	11.55%
7.0	9993.426	127.766	525.261	3.47%	15.27%
8.0	9396.631	138.771	664.032	3.77%	19.30%
9.0	8671.768	146.435	810.466	3.98%	23.56%
10.0	7981.373	150.705	961.171	4.09%	27.94%
11.0	7265.557	152.348	1113.519	4.14%	32.37%
12.0	6529.682	150.802	1264.321	4.10%	36.75%
13.0	5837.690	146.770	1411.09	3.99%	41.02%
14.0	5209.772	141.407	1552.497	3.84%	45.13%
15.0	4620.848	134.959	1687.456	3.67%	49.05%
16.0	4056.025	127.140	1814.596	3.45%	52.75%
17.0	3600.130	119.227	1933.823	3.24%	56.21%
18.0	3187.272	111.910	2045.733	3.04%	59.47%
19.0	2868.079	105.351	2151.084	2.86%	62.53%
20.0	2567.606	99.488	2250.572	2.70%	65.42%
21.0	2305.352	93.571	2344.142	2.54%	68.14%
22.0	2172.743	89.989	2434.132	2.44%	70.76%
23.0	1904.188	85.545	2519.677	2.32%	73.25%
24.0	1736.757	79.604	2599.281	2.16%	75.56%
25.0	1592.525	75.701	2674.981	2.06%	77.76%
26.0	1423.511	71.194	2746.175	1.93%	79.83%
27.0	1301.894	66.678	2812.853	1.81%	81.77%
28.0	1191.605	63.130	2875.983	1.72%	83.60%
29.0	1054.719	58.770	2934.753	1.60%	85.31%
30.0	940.967	53.883	2988.636	1.46%	86.88%
31.0	826.473	49.185	3037.822	1.34%	88.31%
32.0	716.197	44.196	3082.017	1.20%	89.59%
33.0	605.868	38.949	3120.966	1.06%	90.72%
34.0	515.592	33.939	3154.904	0.92%	91.71%
35.0	437.721	29.606	3184.511	0.80%	92.57%
36.0	370.592	25.737	3210.248	0.70%	93.32%
37.0	318.305	22.468	3232.716	0.61%	93.97%

$\gamma(^{\circ})$	Average I(cd)	Zonal F(lm)	Sum F(lm)	Eff Flux(%)	Eff Sum(%)
38.0	278.003	19.904	3252.62	0.54%	94.55%
39.0	235.697	17.534	3270.154	0.48%	95.06%
40.0	201.058	15.232	3285.386	0.41%	95.50%
41.0	175.473	13.408	3298.794	0.36%	95.89%
42.0	141.820	11.528	3310.322	0.31%	96.23%
43.0	122.076	9.775	3320.097	0.27%	96.51%
44.0	104.553	8.554	3328.651	0.23%	96.76%
45.0	90.907	7.512	3336.163	0.20%	96.98%
46.0	80.900	6.719	3342.882	0.18%	97.18%
47.0	71.768	6.072	3348.954	0.16%	97.35%
48.0	64.816	5.521	3354.475	0.15%	97.51%
49.0	60.053	5.128	3359.603	0.14%	97.66%
50.0	55.644	4.824	3364.427	0.13%	97.80%
51.0	51.767	4.544	3368.971	0.12%	97.93%
52.0	48.903	4.320	3373.291	0.12%	98.06%
53.0	46.078	4.132	3377.423	0.11%	98.18%
54.0	43.463	3.947	3381.369	0.11%	98.29%
55.0	41.222	3.780	3385.15	0.10%	98.40%
56.0	39.001	3.625	3388.775	0.10%	98.51%
57.0	37.096	3.479	3392.254	0.09%	98.61%
58.0	35.112	3.339	3395.593	0.09%	98.71%
59.0	33.088	3.188	3398.781	0.09%	98.80%
60.0	31.124	3.034	3401.815	0.08%	98.89%
61.0	29.422	2.889	3404.704	0.08%	98.97%
62.0	27.687	2.752	3407.456	0.07%	99.05%
63.0	26.005	2.611	3410.068	0.07%	99.13%
64.0	24.350	2.471	3412.538	0.07%	99.20%
65.0	22.773	2.332	3414.871	0.06%	99.27%
66.0	21.288	2.198	3417.069	0.06%	99.33%
67.0	19.875	2.070	3419.139	0.06%	99.39%
68.0	18.410	1.939	3421.078	0.05%	99.45%
69.0	17.017	1.807	3422.885	0.05%	99.50%
70.0	15.828	1.687	3424.572	0.05%	99.55%
71.0	14.724	1.579	3426.151	0.04%	99.60%
72.0	13.417	1.463	3427.615	0.04%	99.64%
73.0	12.339	1.347	3428.961	0.04%	99.68%
74.0	11.413	1.249	3430.21	0.03%	99.71%
75.0	10.499	1.158	3431.368	0.03%	99.75%

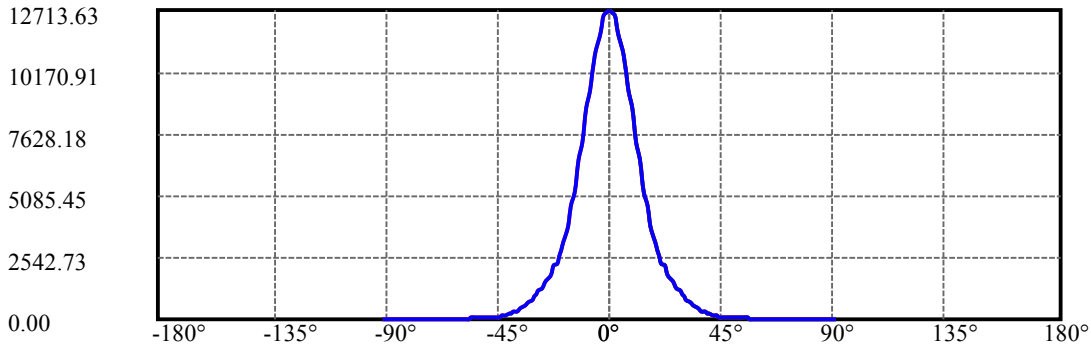
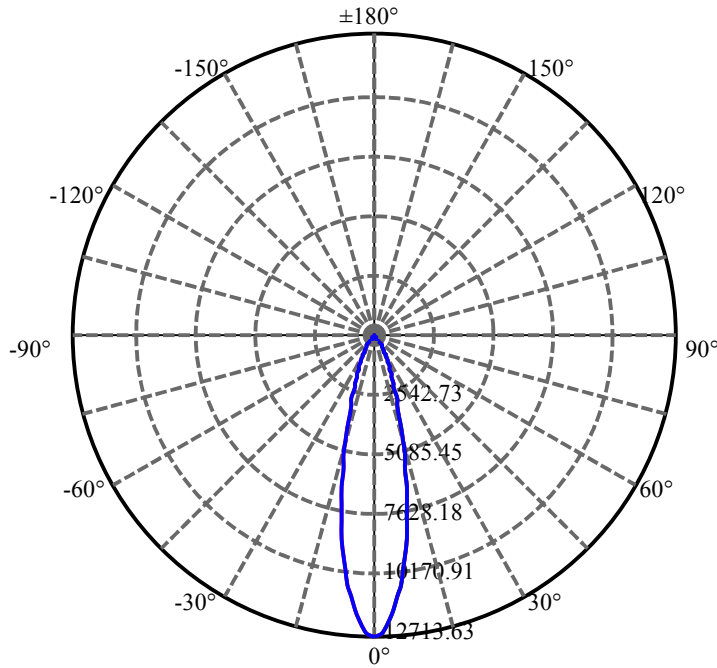
$\gamma(^{\circ})$	Average I(cd)	Zonal F(lm)	Sum F(lm)	Eff Flux(%)	Eff Sum(%)
76.0	9.672	1.071	3432.439	0.03%	99.78%
77.0	8.857	0.988	3433.426	0.03%	99.81%
78.0	8.062	0.906	3434.332	0.02%	99.83%
79.0	7.385	0.830	3435.162	0.02%	99.86%
80.0	6.669	0.758	3435.92	0.02%	99.88%
81.0	6.012	0.686	3436.605	0.02%	99.90%
82.0	5.375	0.617	3437.223	0.02%	99.92%
83.0	4.717	0.549	3437.772	0.01%	99.93%
84.0	4.172	0.484	3438.256	0.01%	99.95%
85.0	3.614	0.425	3438.681	0.01%	99.96%
86.0	3.121	0.368	3439.049	0.01%	99.97%
87.0	2.700	0.319	3439.367	0.01%	99.98%
88.0	2.260	0.272	3439.639	0.01%	99.99%
89.0	1.905	0.228	3439.868	0.01%	99.99%
90.0	1.616	0.193	3440.061	0.01%	100.00%

ZONAL LUMEN SUMMARY

Zone	Lumens	%Lamp	%Fixt
0-30	2988.64	81.19%	86.88%
0-40	3285.39	89.25%	95.50%
0-60	3401.82	92.42%	98.89%
0-90	3439.87	93.45%	99.99%
0-120	3439.87	93.45%	99.99%
0-180	3440.06	93.45%	100.00%
60-90	38.05	1.03%	1.11%
90-120	0.00	0.00%	0.00%
90-130	0.00	0.00%	0.00%
90-150	0.00	0.00%	0.00%
90-180	0.00	0.00%	0.00%
0-26.09	2752.05	74.76%	80.00%

ZONAL LUMEN SUMMARY

0-10	961.17
10-20	1289.40
20-30	738.06
30-40	296.75
40-50	79.04
50-60	37.39
60-70	22.76
70-80	11.35
80-90	3.95
90-100	0.00
100-110	0.00
110-120	0.00
120-130	0.00
130-140	0.00
140-150	0.00
150-160	0.00
160-170	0.00
170-180	0.00



C0(Max): —————

C0/C180: —————

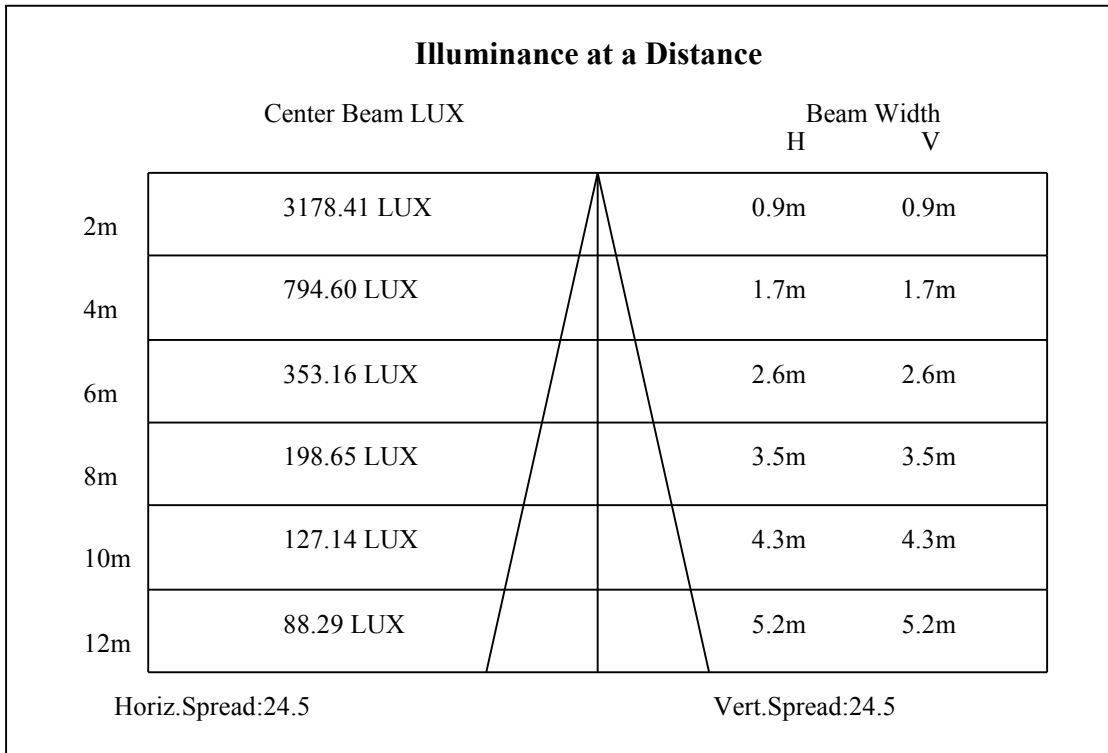
C90/C270: —————

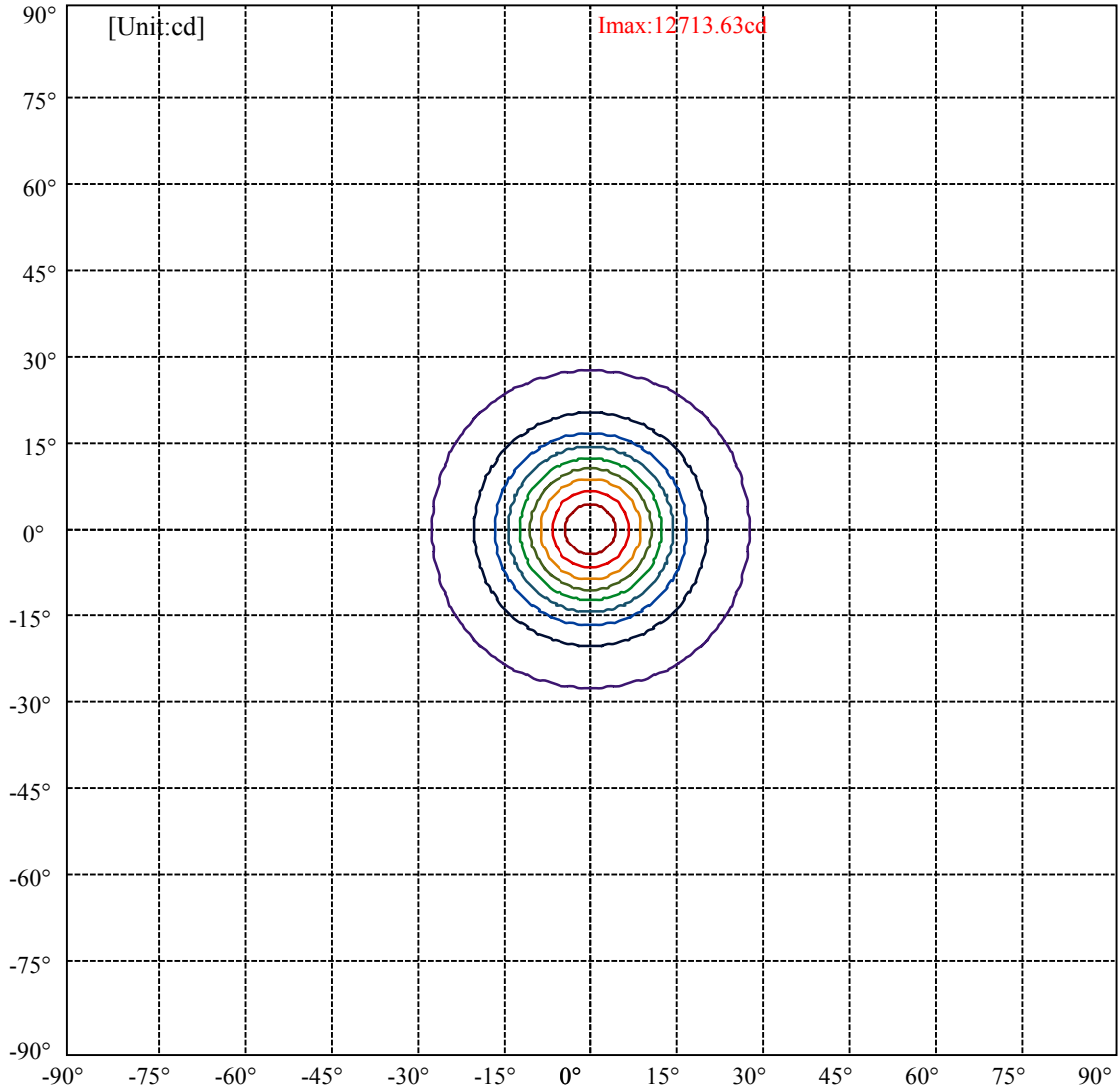
Field angle(10%Imax):C0/180Left:27.3 Right:27.3

:C90/270Left:27.3 Right:27.3

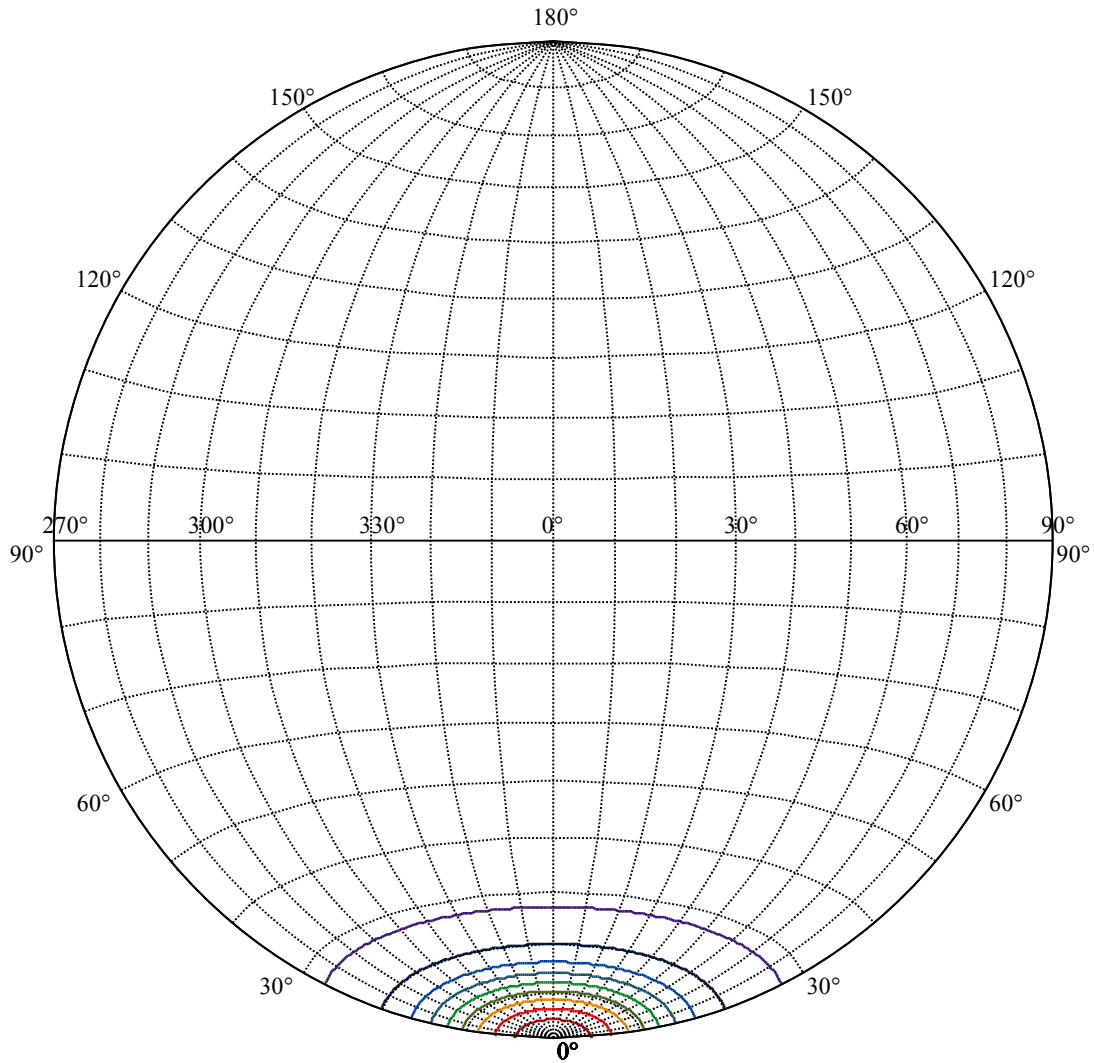
Beam Angle(50%Imax):C0/180Left:12.2 Right:12.2

:C90/270Left:12.2 Right:12.2





(10%Imax) 1271.36	—
(20%Imax) 2542.73	—
(30%Imax) 3814.09	—
(40%Imax) 5085.45	—
(50%Imax) 6356.82	—
(60%Imax) 7628.18	—
(70%Imax) 8899.54	—
(80%Imax) 10170.9	—
(90%Imax) 11442.3	—



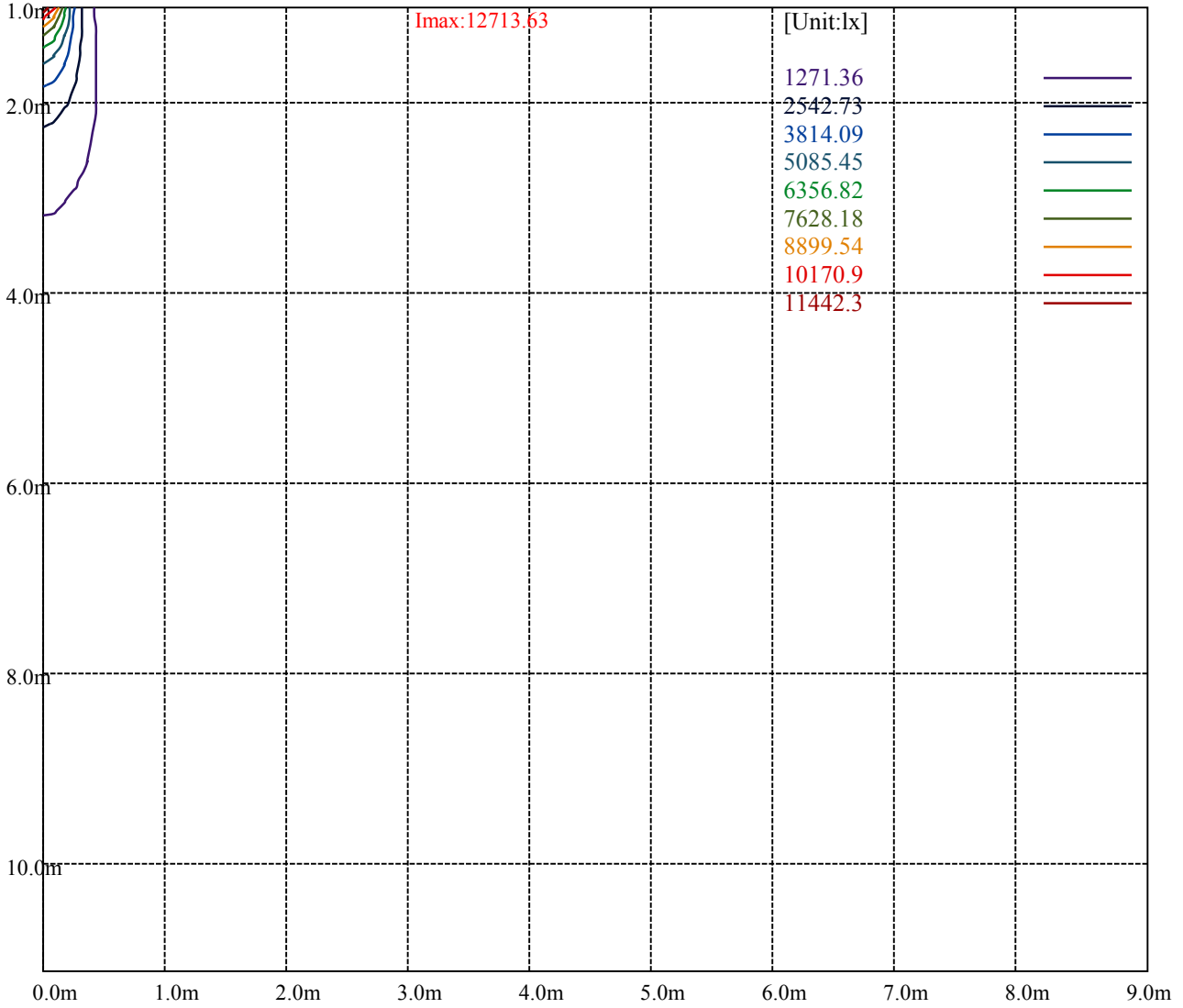
House

[Unit:cd]

Road

Imax:12713.63

(10%Imax)	1271.36	—
(20%Imax)	2542.73	—
(30%Imax)	3814.09	—
(40%Imax)	5085.45	—
(50%Imax)	6356.82	—
(60%Imax)	7628.18	—
(70%Imax)	8899.54	—
(80%Imax)	10170.9	—
(90%Imax)	11442.3	—



Luminance Table

γ	45	50	55	60	65	70	75	80	85
C0	0	0	0	0	0	0	0	0	0
C45	0	0	0	0	0	0	0	0	0
C90	0	0	0	0	0	0	0	0	0

L(Hor)(65)	L(Ver)(65)	L45(65)	L(Hor)(75)	L(Ver)(75)	L45(75)	L(Hor)(85)	L(Ver)(85)	L45(85)
0	0	0	0	0	0	0	0	0

Glare Table

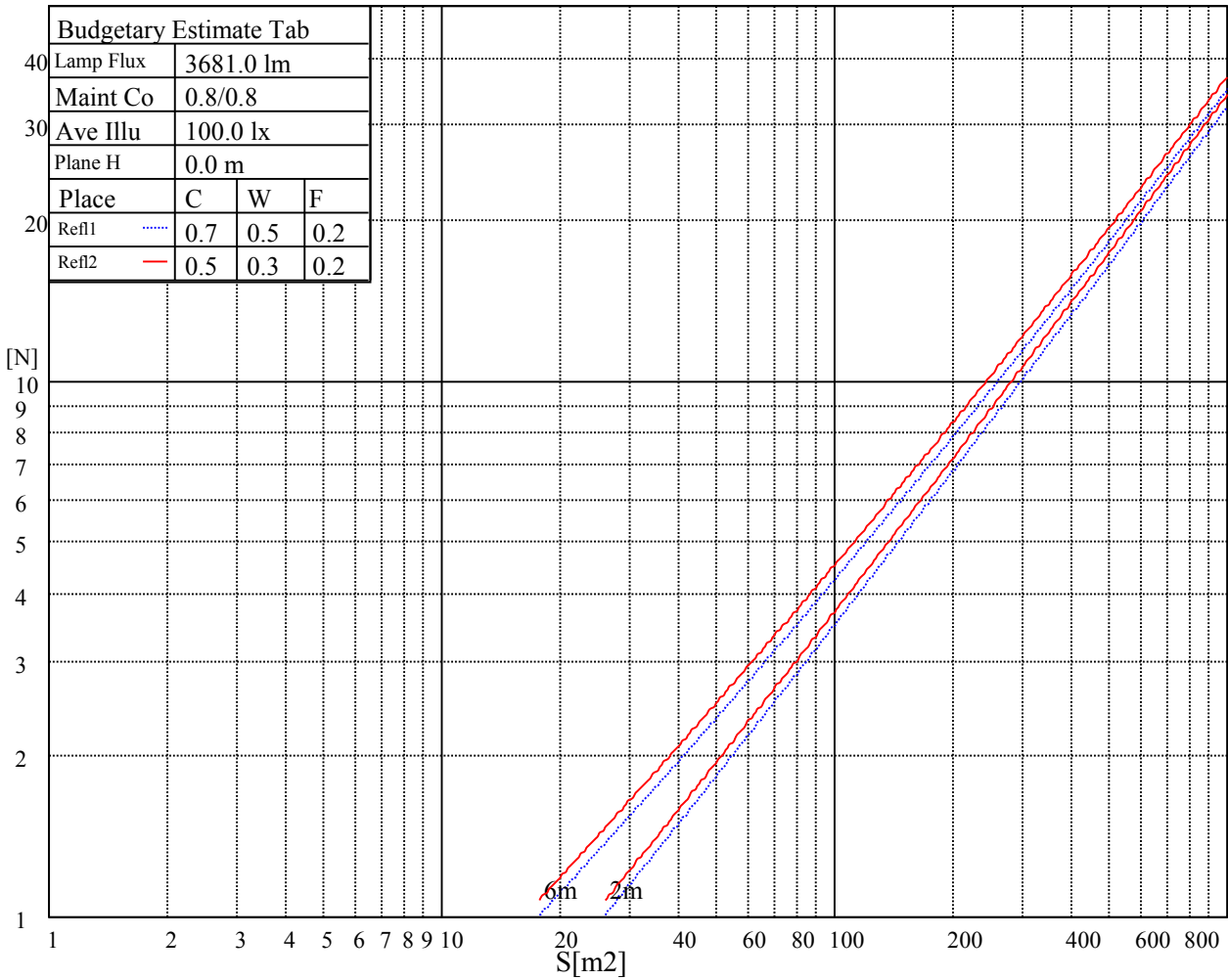
Glare	Quality	Service Values Illuminance(lx)							
1.15	A	2000	1000	500	<=300				
1.5	B		2000	1000	500	<=300			
1.85	C			2000	1000	500	<=300		
2.2	D				2000	1000	500	<=300	
2.55	E					2000	1000	500	<=300
		a	b	c	d	e	f	g	h

Luminance Limiting Curve

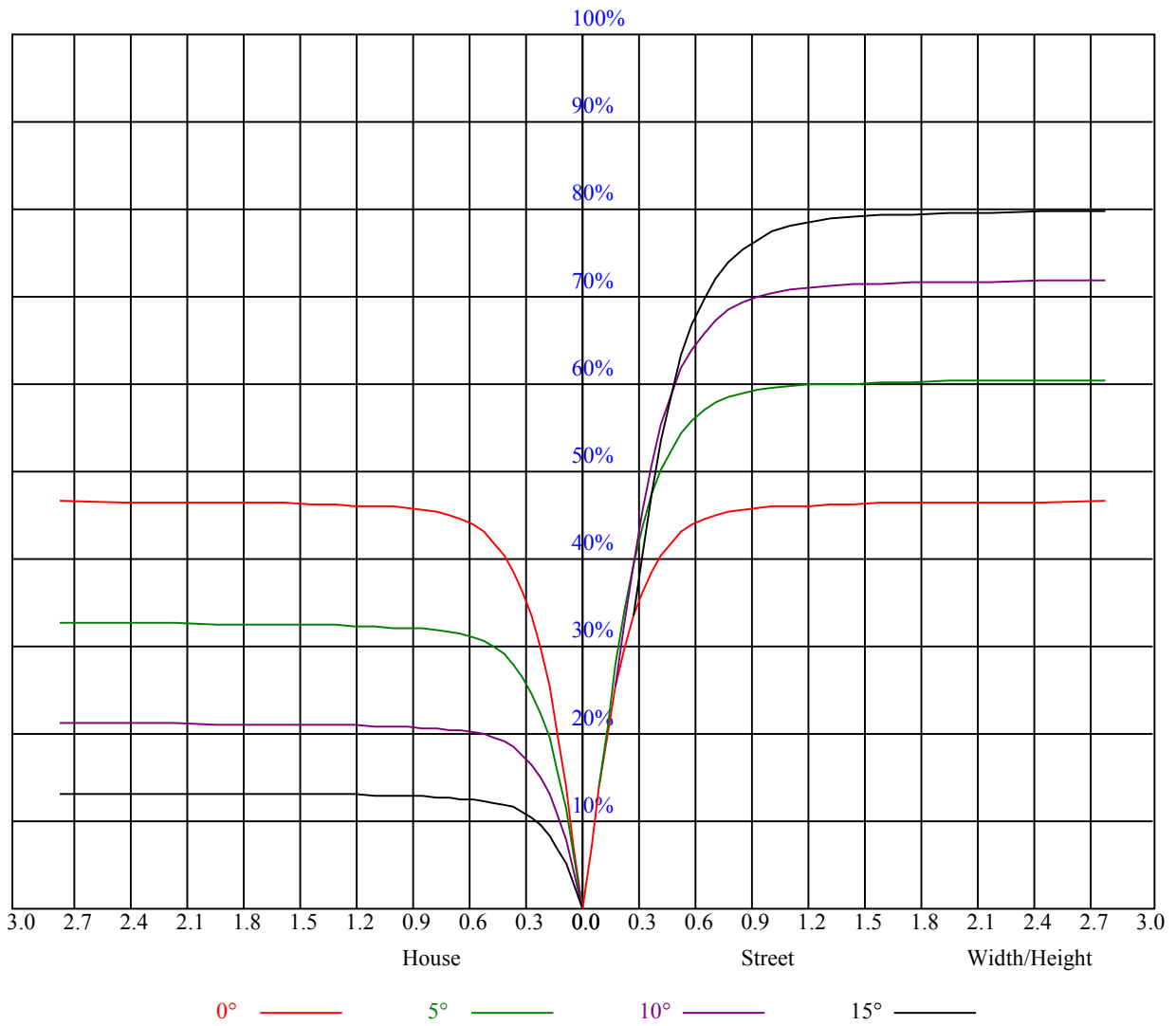


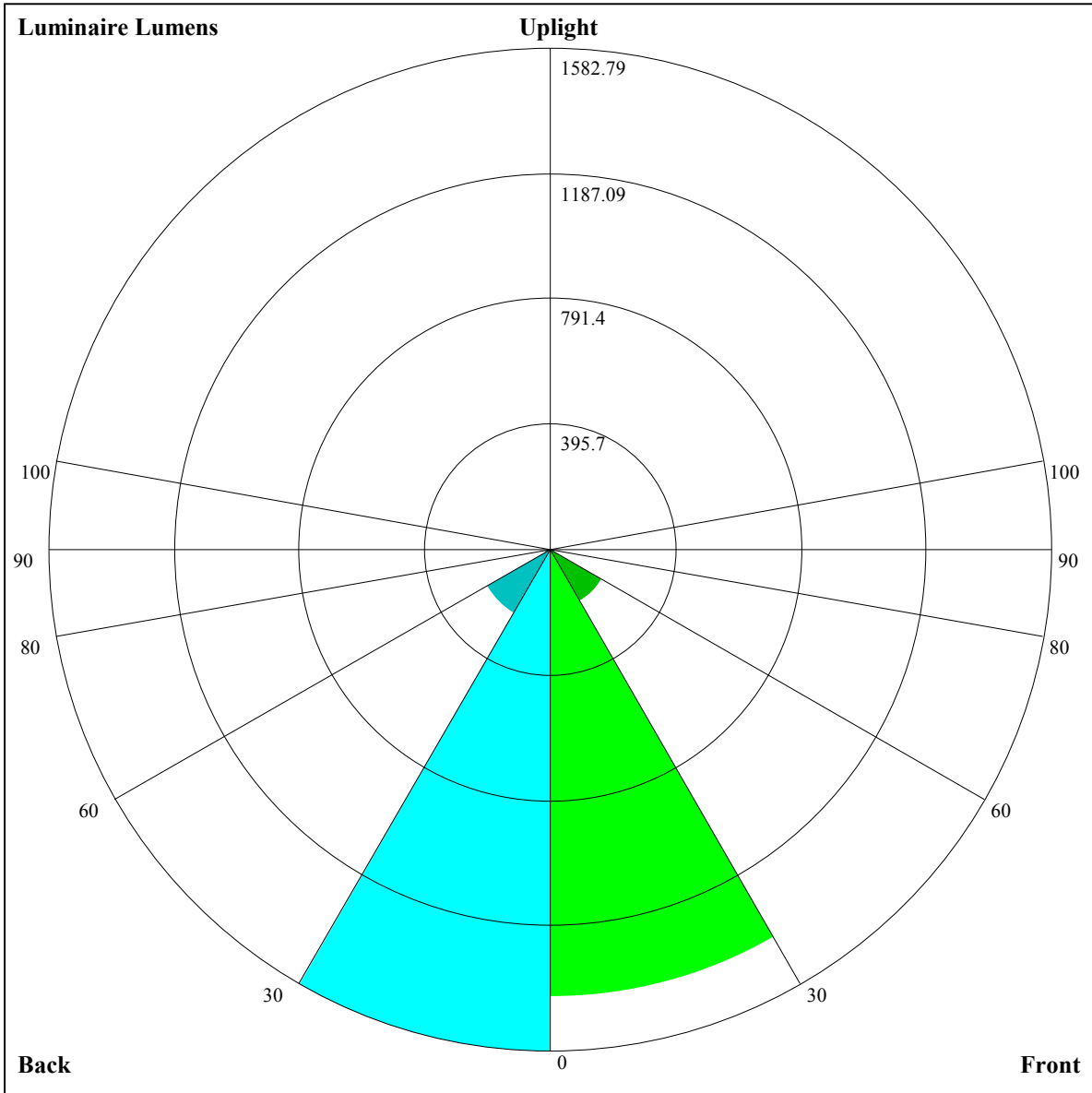
Illumination assessment according UGR											
Rf of Ceiling	70	70	50	50	30	70	70	50	50	30	
Rf of Wall	50	30	50	30	30	50	30	50	30	30	
Rf of Floor	20	20	20	20	20	20	20	20	20	20	
Room dimensions		Viewed crosswise					Viewed endwise				
X	Y										
2H	2H	非数字	非数字	非数字	非数字	非数字	非数字	非数字	非数字	非数字	
	3H	非数字	非数字	非数字	非数字	非数字	非数字	非数字	非数字	非数字	
	4H	非数字	非数字	非数字	非数字	非数字	非数字	非数字	非数字	非数字	
	6H	非数字	非数字	非数字	非数字	非数字	非数字	非数字	非数字	非数字	
	8H	非数字	非数字	非数字	非数字	非数字	非数字	非数字	非数字	非数字	
4H	12H	非数字	非数字	非数字	非数字	非数字	非数字	非数字	非数字	非数字	
	2H	非数字	非数字	非数字	非数字	非数字	非数字	非数字	非数字	非数字	
	3H	非数字	非数字	非数字	非数字	非数字	非数字	非数字	非数字	非数字	
	4H	非数字	非数字	非数字	非数字	非数字	非数字	非数字	非数字	非数字	
	6H	非数字	非数字	非数字	非数字	非数字	非数字	非数字	非数字	非数字	
8H	8H	非数字	非数字	非数字	非数字	非数字	非数字	非数字	非数字	非数字	
	12H	非数字	非数字	非数字	非数字	非数字	非数字	非数字	非数字	非数字	
	4H	非数字	非数字	非数字	非数字	非数字	非数字	非数字	非数字	非数字	
	6H	非数字	非数字	非数字	非数字	非数字	非数字	非数字	非数字	非数字	
	8H	非数字	非数字	非数字	非数字	非数字	非数字	非数字	非数字	非数字	
12H	12H	非数字	非数字	非数字	非数字	非数字	非数字	非数字	非数字	非数字	
	4H	非数字	非数字	非数字	非数字	非数字	非数字	非数字	非数字	非数字	
	6H	非数字	非数字	非数字	非数字	非数字	非数字	非数字	非数字	非数字	
	8H	非数字	非数字	非数字	非数字	非数字	非数字	非数字	非数字	非数字	
Variation with the observer position at spacings:											
S = 1.0H		非数字/非数字					非数字/非数字				
S = 1.5H		非数字/非数字					非数字/非数字				
S = 2.0H		非数字/非数字					非数字/非数字				
Standard tables:		BK0					BK0				
Uncorrected UGR		负无穷大					负无穷大				

UGR calculation is based on CIE Publ. 117 ,S/H = 0.25



RHOCC	80			70			50			30			10			0
RHOW	50	30	10	50	30	10	50	30	10	50	30	10	50	30	10	0
RCR	COEFFICIENTS OF UTILIZATION RHOFC=20 CU															
0	1.11	1.11	1.11	1.09	1.09	1.09	1.04	1.04	1.04	0.99	0.99	0.99	0.95	0.95	0.95	0.93
1	1.05	1.03	1.01	1.03	1.01	0.99	0.99	0.98	0.96	0.95	0.94	0.93	0.92	0.91	0.91	0.89
2	0.99	0.96	0.93	0.97	0.94	0.92	0.94	0.92	0.90	0.92	0.90	0.88	0.89	0.88	0.86	0.85
3	0.94	0.90	0.87	0.93	0.89	0.86	0.90	0.87	0.85	0.88	0.86	0.84	0.86	0.84	0.82	0.81
4	0.89	0.85	0.82	0.88	0.84	0.81	0.86	0.83	0.80	0.85	0.82	0.80	0.83	0.81	0.79	0.77
5	0.85	0.81	0.78	0.84	0.80	0.77	0.83	0.79	0.77	0.81	0.78	0.76	0.80	0.77	0.75	0.74
6	0.82	0.77	0.74	0.81	0.77	0.74	0.80	0.76	0.73	0.78	0.75	0.73	0.77	0.74	0.72	0.71
7	0.78	0.74	0.71	0.78	0.74	0.71	0.77	0.73	0.70	0.76	0.72	0.70	0.75	0.72	0.69	0.68
8	0.75	0.71	0.68	0.75	0.71	0.68	0.74	0.70	0.67	0.73	0.70	0.67	0.72	0.69	0.67	0.66
9	0.73	0.68	0.65	0.72	0.68	0.65	0.71	0.68	0.65	0.71	0.67	0.65	0.70	0.67	0.65	0.64
10	0.70	0.66	0.63	0.70	0.66	0.63	0.69	0.65	0.63	0.68	0.65	0.63	0.68	0.65	0.62	0.61





Luminaire Lumens:

FL=1410.25,FM=187.35,FH=16.29,FVH=1.92

BL=1582.79,BM=229.31,BH=17.78,BVH=2.21

UL=0,UH=0

BUG Rating:B3-U0-G0

Intensity data(cd)

C/γ(°)	0.0	1.0	2.0	3.0	4.0	5.0	6.0	7.0	8.0
0.0	12623.09	12316.66	11976.79	10924.59	10677.76	10027.56	9365.11	8664.72	8227.92
45.0	12790.24	12584.09	12383.51	11731.63	11414.05	10868.03	10249.58	9580.99	8884.53
90.0	12628.67	12316.66	11965.64	10897.84	10897.84	10255.42	9550.08	8839.70	8112.02
135.0	12812.53	12767.96	12578.52	12244.22	11792.92	11258.05	10901.46	9976.57	9575.42
180.0	12623.09	12767.96	12784.67	12673.24	12422.52	12015.79	11525.48	10968.32	10611.74
225.0	12790.24	12879.39	12845.96	12667.67	12338.94	11102.88	10842.70	10707.30	10018.62
270.0	12628.67	12801.39	12851.53	12779.10	12567.38	12227.51	11770.64	11202.33	10550.45
315.0	12812.53	12734.53	12517.23	12166.22	10893.95	10893.95	10521.23	10007.48	9192.34
360.0	12623.09	12316.66	11976.79	10924.59	10677.76	10027.56	9365.11	8664.72	8227.92
C/γ(°)	9.0	10.0	11.0	12.0	13.0	14.0	15.0	16.0	17.0
0.0	7204.95	6758.70	6034.39	5084.42	4710.55	4153.38	3640.79	3224.60	2864.13
45.0	8143.51	7419.20	6683.74	5953.86	5268.55	4638.96	4087.37	3591.49	3156.90
90.0	7384.93	6653.36	5935.73	5262.14	4645.37	4095.46	3590.07	3166.10	2805.63
135.0	8901.25	8182.51	7452.63	6739.46	6043.01	5368.84	4728.10	4148.65	3652.78
180.0	9987.72	9313.55	8589.24	7842.64	7118.33	6410.73	5725.42	5056.83	4432.81
225.0	9317.18	8604.53	8010.05	7111.34	6394.28	5847.74	5042.64	4546.18	3995.17
270.0	9837.28	9096.26	8344.09	7903.93	6856.46	6137.72	5719.85	4811.68	4455.09
315.0	8597.33	7822.88	7074.60	6339.67	5664.98	5025.34	4432.54	3902.66	3438.53
360.0	7204.95	6758.70	6034.39	5084.42	4710.55	4153.38	3640.79	3224.60	2864.13
C/γ(°)	18.0	19.0	20.0	21.0	22.0	23.0	24.0	25.0	26.0
0.0	2572.72	2324.79	2120.32	1945.92	1787.65	1643.37	1504.08	1366.47	1101.71
45.0	2861.61	2861.61	2290.25	1984.92	1873.49	1708.54	1553.12	1411.04	1274.54
90.0	2501.98	2255.14	2054.56	1882.95	1786.02	1579.29	1497.40	1363.10	1078.06
135.0	3207.05	2844.89	2844.89	2271.86	2077.95	1972.09	1753.12	1609.94	1528.57
180.0	3903.50	3452.20	3051.04	2839.32	2839.32	2274.06	2043.95	1911.91	1760.95
225.0	3518.22	3102.55	2766.05	2485.26	2260.13	2068.49	1896.30	1739.19	1591.54
270.0	3903.50	3418.77	3012.04	2867.18	2794.75	2194.96	2013.88	1856.19	1715.22
315.0	3029.60	2684.68	2401.69	2165.42	1962.63	1792.70	1632.22	1482.37	1337.51
360.0	2572.72	2324.79	2120.32	1945.92	1787.65	1643.37	1504.08	1366.47	1101.71
C/γ(°)	27.0	28.0	29.0	30.0	31.0	32.0	33.0	34.0	35.0
0.0	1101.71	988.60	848.25	714.22	595.59	500.34	425.81	362.47	308.49
45.0	1141.34	1011.57	880.05	756.90	646.62	554.11	473.90	407.04	348.54
90.0	1078.06	946.18	818.24	698.24	594.74	507.33	432.75	368.10	312.33
135.0	1399.32	1267.86	1142.50	1018.24	889.52	759.16	641.58	542.97	460.50
180.0	1598.79	1488.46	1356.43	1229.96	1101.24	976.45	852.20	726.26	608.73
225.0	1455.04	1317.43	1061.34	1061.34	981.92	846.83	663.60	593.38	495.56
270.0	1579.87	1451.72	1350.86	1195.95	1066.13	955.85	819.87	665.55	574.19
315.0	1061.03	1061.03	980.08	852.88	736.03	629.49	537.24	458.98	393.43
360.0	1101.71	988.60	848.25	714.22	595.59	500.34	425.81	362.47	308.49
C/γ(°)	36.0	37.0	38.0	39.0	40.0	41.0	42.0	43.0	44.0
0.0	263.08	223.50	189.33	161.10	137.87	118.48	102.39	89.67	80.16
45.0	297.24	278.90	278.90	187.75	159.74	135.82	116.22	100.24	87.67
90.0	264.07	222.44	187.12	157.27	141.81	111.75	101.39	87.36	76.37
135.0	390.85	332.35	300.03	300.03	198.32	173.14	142.08	124.47	105.49
180.0	512.33	436.01	370.83	315.64	286.10	286.10	203.68	172.35	146.18
225.0	419.03	356.69	304.44	259.13	220.34	186.65	158.21	134.35	114.32
270.0	481.10	408.67	347.39	295.03	285.57	238.95	179.24	151.27	127.36
315.0	337.03	287.88	245.99	209.62	178.71	152.90	131.35	116.90	98.87
360.0	263.08	223.50	189.33	161.10	137.87	118.48	102.39	89.67	80.16

Intensity data(cd)

C/γ(°)	45.0	46.0	47.0	48.0	49.0	50.0	51.0	52.0	53.0
0.0	72.43	68.54	61.13	57.14	55.03	51.56	48.20	45.62	43.68
45.0	77.85	69.80	63.76	58.87	54.67	50.78	47.62	45.99	42.73
90.0	67.81	61.29	56.40	52.46	48.83	45.68	43.26	41.31	39.42
135.0	90.57	79.11	70.59	64.02	58.92	55.14	51.72	48.67	45.99
180.0	123.94	105.86	91.35	80.53	72.38	65.55	60.29	56.03	52.46
225.0	97.87	85.26	75.58	68.17	62.39	58.61	53.61	50.99	47.83
270.0	107.54	97.77	84.47	71.17	66.86	60.87	56.40	53.04	49.88
315.0	89.25	79.58	70.85	66.18	61.34	56.98	53.04	49.57	46.62
360.0	72.43	68.54	61.13	57.14	55.03	51.56	48.20	45.62	43.68
C/γ(°)	54.0	55.0	56.0	57.0	58.0	59.0	60.0	61.0	62.0
0.0	41.52	38.90	36.32	34.48	32.80	30.59	28.07	26.23	24.76
45.0	40.37	39.05	35.95	34.80	33.27	31.43	29.28	27.33	25.86
90.0	37.48	35.64	34.01	32.43	30.80	28.96	27.23	26.23	24.07
135.0	43.84	41.79	39.84	37.69	35.58	33.64	31.70	29.75	28.65
180.0	49.20	46.10	43.84	41.47	39.00	36.64	34.80	33.27	30.96
225.0	44.47	42.79	41.00	38.90	36.53	34.59	33.01	31.17	29.17
270.0	46.78	43.99	41.84	39.89	37.79	35.74	33.85	32.33	30.64
315.0	44.05	41.52	39.21	37.11	35.11	33.11	31.06	29.07	27.39
360.0	41.52	38.90	36.32	34.48	32.80	30.59	28.07	26.23	24.76
C/γ(°)	63.0	64.0	65.0	66.0	67.0	68.0	69.0	70.0	71.0
0.0	23.34	21.50	19.76	18.29	17.14	15.87	14.35	13.61	12.56
45.0	24.34	22.76	21.03	19.55	18.19	16.87	15.40	14.09	12.98
90.0	23.18	21.50	19.87	18.61	17.29	15.93	14.51	13.40	12.46
135.0	26.96	25.55	24.02	22.39	20.71	19.24	17.87	16.61	15.30
180.0	28.75	27.12	25.70	24.23	22.50	20.76	19.24	18.08	16.82
225.0	26.86	25.34	23.97	22.44	20.60	19.13	17.98	16.77	15.93
270.0	28.70	26.81	25.18	23.71	22.39	21.03	19.13	17.82	16.82
315.0	25.91	24.23	22.65	21.08	20.18	18.45	17.66	16.24	14.93
360.0	23.34	21.50	19.76	18.29	17.14	15.87	14.35	13.61	12.56
C/γ(°)	72.0	73.0	74.0	75.0	76.0	77.0	78.0	79.0	80.0
0.0	11.56	10.67	9.78	8.99	8.25	7.52	6.83	6.10	5.47
45.0	11.83	10.88	10.04	9.25	8.78	7.99	6.99	6.62	5.94
90.0	11.41	10.41	9.51	8.73	7.94	7.25	6.52	5.83	5.20
135.0	14.14	13.04	12.04	11.09	10.14	9.30	8.57	7.88	7.15
180.0	15.40	14.09	13.04	11.98	11.04	10.09	9.20	8.52	7.73
225.0	13.88	12.83	12.19	11.30	10.35	9.46	8.73	7.99	7.25
270.0	15.30	14.19	13.04	11.93	10.99	10.09	9.25	8.46	7.67
315.0	13.82	12.62	11.67	10.72	9.88	9.15	8.41	7.67	6.94
360.0	11.56	10.67	9.78	8.99	8.25	7.52	6.83	6.10	5.47
C/γ(°)	81.0	82.0	83.0	84.0	85.0	86.0	87.0	88.0	89.0
0.0	4.84	4.31	3.68	3.10	2.79	2.31	1.89	1.42	1.31
45.0	5.31	4.57	4.05	3.42	2.94	2.42	2.10	1.68	1.37
90.0	4.63	4.05	3.47	3.05	2.68	2.37	2.00	1.42	1.37
135.0	6.47	5.83	5.05	4.63	3.99	3.47	3.15	2.73	2.16
180.0	6.99	6.36	5.68	5.10	4.31	3.89	3.26	2.84	2.37
225.0	6.68	5.78	5.26	4.73	4.10	3.47	3.00	2.47	2.10
270.0	6.94	6.36	5.62	4.89	4.26	3.73	3.21	2.84	2.42
315.0	6.25	5.73	4.94	4.47	3.84	3.31	3.00	2.68	2.16
360.0	4.84	4.31	3.68	3.10	2.79	2.31	1.89	1.42	1.31

Intensity data(cd)

C/ γ (°)	90.0
0.0	1.37
45.0	1.37
90.0	1.37
135.0	1.37
180.0	1.89
225.0	1.89
270.0	1.94
315.0	1.73
360.0	1.37